

Code N° M5029--

New series of inks for direct and transfer sublimation printing, compatible with EPSON last generation piezo printheads.

**DIGITAL SUBLIMATION INK FOR DIRECT PRINTING**

- Indicated for direct printing onto synthetic fabrics (polyester)

**DIGITAL SUBLIMATION INK FOR TRANSFER PRINTING**

- Ideal for transferring onto synthetic fabrics (polyester)
- Indicated for transferring onto blended fibres (min 80% PES)





**COMPATIBLE WITH LAST GENERATION PRINTHEADS**

- Compatible with DX7 piezo printheads (and preceding)





**GENERAL FEATURES**

- ▢ Very vivid and bright colours
- ▢ Wide colour gamut
- ▢ Good general fastness
- ▢ Excellent printability
- ▢ Excellent release (transfer) capacity

**PRODUCTS OF THE SERIES**

				
<b>COLOUR</b>	<b>BLACK</b>	<b>CYAN</b>	<b>MAGENTA</b>	<b>YELLOW</b>
<b>CODE</b>	502910	502951	502930	502915
<b>PACKING</b>	1 litre	1 litre	1 litre	1 litre
<b>SHELF LIFE</b>	12 months	15 months	15 months	15 months

				
<b>COLOUR</b>	<b>BLUE</b>	<b>ORANGE</b>	<b>LIGHT CYAN</b>	<b>LIGHT MAGENTA</b>
<b>CODE</b>	502950	502933	502952	502931
<b>PACKING</b>	1 litre	1 litre	1 litre	1 litre
<b>SHELF LIFE</b>	15 months	15 months	15 months	15 months



**DIRECTIONS**

It is recommended to let the product reach operative conditions in terms of temperature and humidity at least 24 hours prior to use, taking care of not stirring it, and apply the product under controlled conditions:

- ▢ **RECOMMENDED TEMPERATURE RANGE:** 20-25°C
- ▢ **RECOMMENDED HUMIDITY RANGE:** 40-60%

The ink is ready to use and it is recommended to use it through the external feeding system (**INK FEEDER, CODE M4087..**), so that a steady printing quality is assured.

**TRANSFER PRINTING:** the printed paper must be transferred hot, through calender or flat press, at a temperature between **180-220°C** during a varying time, between **180"** and **30"**.

Time and temperature may vary, depending on the type and nature of the material, which the transfer is made onto.

**DIRECT PRINTING:** this application requires "direct" printing onto the fabric, followed by a colour drying and fixing (through heat press or calender) at a temperature between **180-220°C** during a varying time between **180"** - **30"**. No other operation is required, even if, in order to reach a softer final touch and to increase general fastness, it is suggested to do a final wash, allowing the removal of the thickeners, contained into the pre-treatment, and of the colour amount eventually not completely fixed, lying onto the fabric. Direct printing allows to achieve a better penetration of the ink during the heat fixing process.



### AUXILIARIES – FLUIDS FOR PLOTTER MAINTENANCE

- DIGISTAR CAPPING FLUID (CODE 408703):** this product has moistening and anti-scaling properties, available in 250 ml container with dosing pipette for application on “capping station”.
- DIGISTAR CLEANER NFS (CODE 408503):** detergent product for cleaning of the ink feeding circuits, ideal for industrial equipment. DIGISTAR CLEANER NFS has been specially developed to limit the foam forming.

For further information, see the related technical data sheet.

### FASTNESS

COLOUR	CODE	FASTNESS – EN ISO			SUBLIMATION CLASS
		105B02	105C10	105E04	
BLACK	502910	6	4-5	4-5	B/C
CYAN	502951	5-6	4-5	4-5	C
LIGHT CYAN	502952	5-6	4-5	4-5	C
MAGENTA	502930	6-7	4-5	5	C
LIGHT MAGENTA	502931	6-7	4-5	5	C
YELLOW	502915	6-7	4-5	4-5	B
BLUE	502950	6	4-5	5	B/C
ORANGE	502933	4-5	4-5	5	B

FASTNESS - EN ISO	105B02	LIGHT FASTNESS
	105C10	WASHING FASTNESS
	105E04	PERSPIRATION FASTNESS

SUBLIMATION CLASS	A	T <sub>SUBLIMATION</sub> 180°C
	B	T <sub>SUBLIMATION</sub> 190°C
	C	T <sub>SUBLIMATION</sub> 200°C
	D	T <sub>SUBLIMATION</sub> 210°C

**FASTNESS RANGE:** LIGHT FASTNESS: min 1, MAX 8 – WASHING FASTNESS: min 1, MAX 5 – PERSPIRATION FASTNESS: min 1, MAX 5

### STORAGE

It is recommended to keep the product away from light and heat sources at a **temperature lower than 25° C**.

### SPECIAL INSTRUCTIONS

- INK CONVERSION:** It is essential to flush (with the appropriate above-mentioned cleaners) both the line and printheads when converting/changing ink series to avoid contamination and chemical incompatibilities. This is a critical step in the process.
- It is recommended to always make printing, drying and transfer tests onto the substrates which are meant to be used, so as to exactly determine features, working time and effects to be obtained.
- Extreme drying conditions near the printer carriage could compromise the quality of the prints.
- Require safety data sheets, available for all products, and always follow the contained instructions regarding all the specific information and the environmental safety.
- The ink performance is strictly connected to the used plotter model and printing procedure.

### IMPORTANT NOTE

The information given in this technical sheet is not intended to be exhaustive and any person, using the product for any purpose other than that specifically recommended in this sheet without first obtaining written confirmation from us to the suitability of the product for the intended purpose, does so at his own risk.

While we endeavour to ensure that all advice we give about the product is correct, we have no control over either the quality or condition of the substrate or the many factors affecting the use and application of the product.

Therefore, unless we specifically agree in writing to do so, we do not accept any liability whatsoever or howsoever arising for the performance of the product or for any loss or damage arising out of the use of the product.

The information contained in this sheet is liable to modification from time to time in the light of experience and our policy of continuous product development.